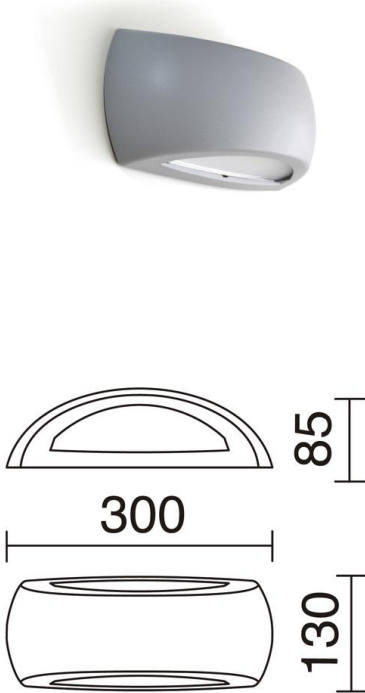


CALM 646A-G05X1A-03

Wall Bracket CALM IP66 E27 LED Filament 6W 2700K Grey

Calm family is made of resin with IP66, the light is emitted in both directions with the color temperature of 2700K, includes the lamp. It is available in three colors white, gray and black and in two versions with and without sensor, with activation time: 5 sec. to 8 min. It is suitable for lighting outdoor pathways.



GENERAL DATA

Category	Surface
Family	Calm
Finish	l03l Grey
Location	Outdoor
Installation	Wall
Body material	Resin
Diffuser material	Frosted methacrylate
ETIM class	EC0028g2
EAN	8435256535860

LIGHT SOURCES AND BEAMS

Sources	E27 LED Filament 6W max. 800lm 2700K CRI0
Energy efficiency	A+
Lamp included	Yes
Beams	Direct symmetric Indirect symmetric

TECHNICAL DATA

Dimensions	Height x Width x Length (mm): 130 x 300 x 85
IP	IP66
Protection class	Class II
Frequency	50/60 Hz
Input voltage	110-240V AC V
Auxiliary gear	Without equipment, not needed
Weight	0.65 Kg
Cable outlets	1
ECORAE category I	CAT-A
ECORAE I	0.5
Flammable surfaces	Yes


NOTES

Lamp included	
Luminaire suitable for installation in environments with saline atmosphere	

CALM 646A-G05X1A-03

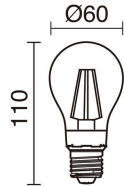
Wall Bracket CALM IP66 E27 LED Filament 6W 2700K Grey

RECOMMENDED ACCESSORIES



632C-L0504B-01
Lamp LED FILAMENT E27 LED
Bulb 4W 2700K

Input voltage	220-240V AC
Frequency	50/60
IP	IP20
Protection class	Class I



632C-L0506B-01
Lamp LED FILAMENT E27 LED
Bulb 6W 2700K

Input voltage	110-240V AC
Frequency	50/60
Wattage (W)	6.0
IP	IP20
Protection class	Class I

CALM 646A-G05X1A-03

Wall Bracket CALM IP66 E27 LED Filament 6W 2700K Grey

COMPLEMENTARY IMAGES



PRODUCTS OF THE SAME FAMILY



Calm Sensor